

# Behind The Election

# Integrity Curtain

SETH KESHEL

FARMINGTON, UTAH

2 SEPTEMBER 2021

CAPTAIN  
K



ESTD 2021

IF NOT YOU, WHO?  
*Seth Keshel*

<https://t.me/RealSKeshel>

# *National Overview*

TOP FIVE

# I. BELLWETHER

# COUNTIES

Historically proven leading indicators

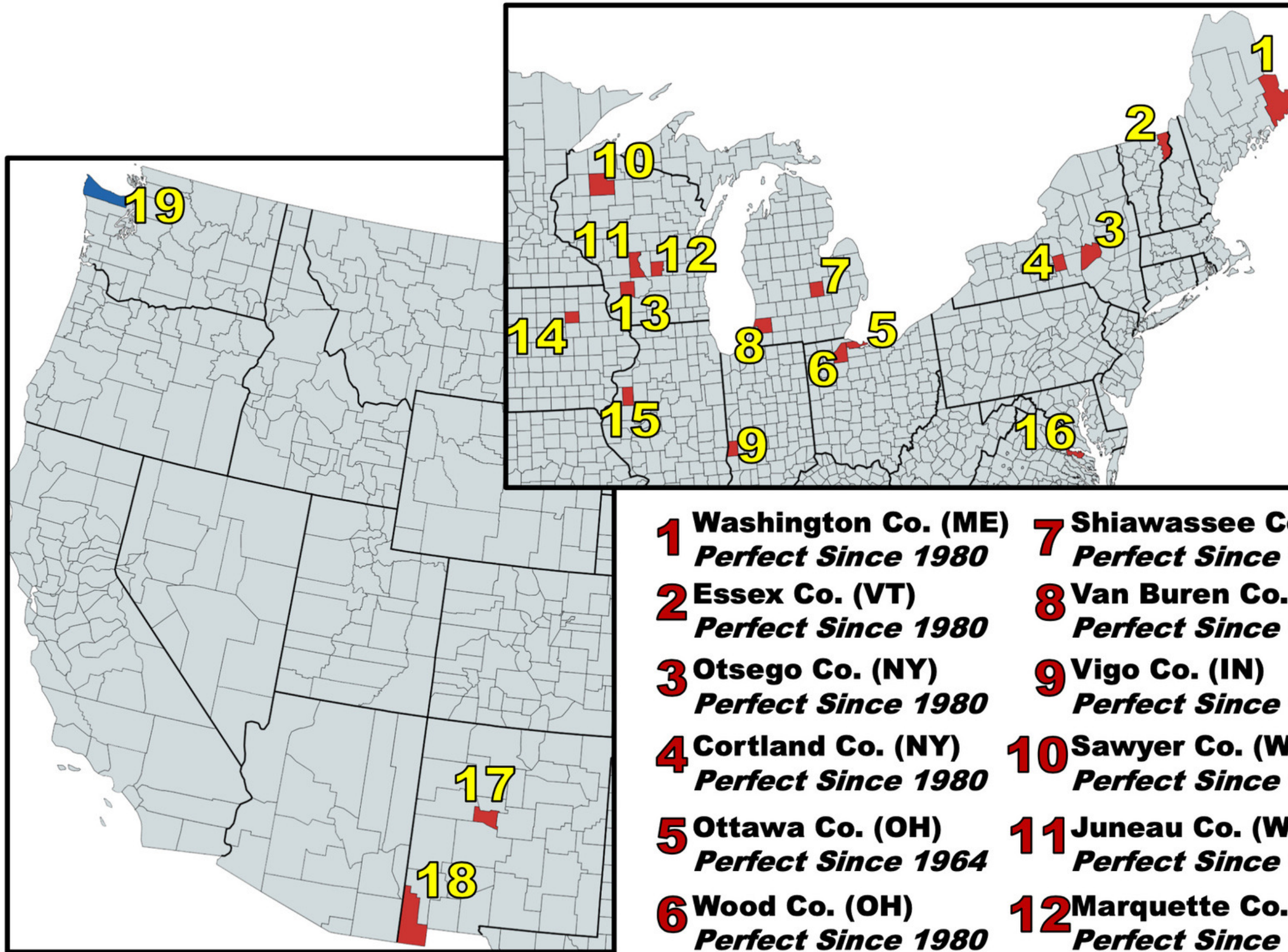
of final election outcome



# Bellwethers



# Bellwether Counties – Perfect Predictions Since 1980



**Trump**  
**18 Won**

**Biden**  
**1 Won**

- 1** Washington Co. (ME)  
*Perfect Since 1980*
- 2** Essex Co. (VT)  
*Perfect Since 1980*
- 3** Otsego Co. (NY)  
*Perfect Since 1980*
- 4** Cortland Co. (NY)  
*Perfect Since 1980*
- 5** Ottawa Co. (OH)  
*Perfect Since 1964*
- 6** Wood Co. (OH)  
*Perfect Since 1980*
- 7** Shiawassee Co. (MI)  
*Perfect Since 1980*
- 8** Van Buren Co. (MI)  
*Perfect Since 1980*
- 9** Vigo Co. (IN)  
*Perfect Since 1956*
- 10** Sawyer Co. (WI)  
*Perfect Since 1964*
- 11** Juneau Co. (WI)  
*Perfect Since 1964*
- 12** Marquette Co. (WI)  
*Perfect Since 1980*


- 13** Richland Co. (WI)  
*Perfect Since 1980*
- 14** Bremer Co. (IA)  
*Perfect Since 1980*
- 15** Warren Co. (IL)  
*Perfect Since 1980*
- 16** Westmoreland Co. (VA)  
*Perfect Since 1964*
- 17** Valencia Co. (NM)  
*Perfect Since 1952*
- 18** Hidalgo Co. (NM)  
*Perfect Since 1972*
- 19** Clallam Co. (WA)  
*Perfect Since 1980*

# II. BELLWETHER

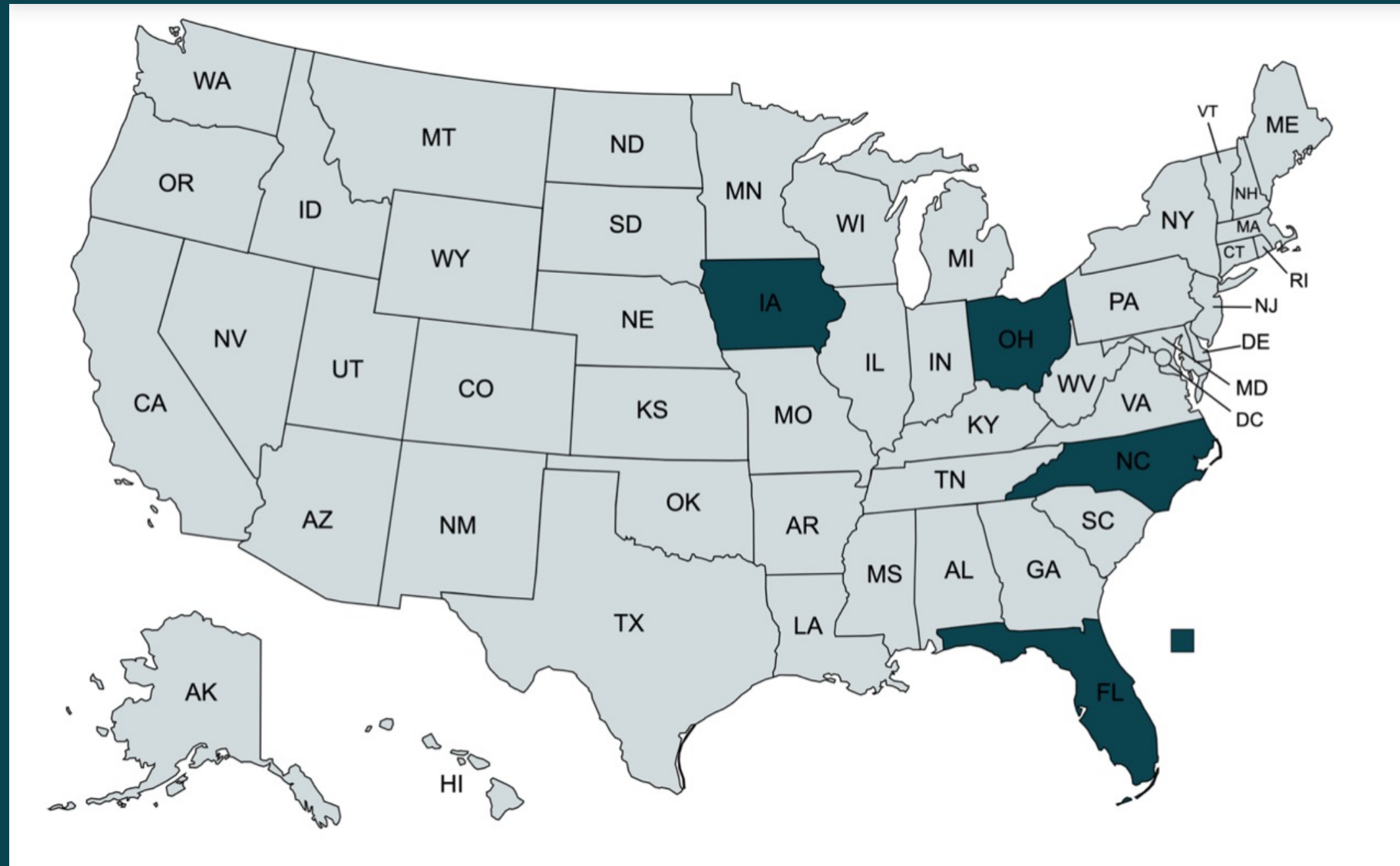
# STATES

Historically proven leading indicators

of final election outcome at state level




# OH, IA, FL, and NC to the Same Candidate Since 1896 - 100% Accurate



**Misses: NONE**  
**Correct: 13**

# III. SHARE OF PRIMARY VOTE

Key indicator of an  
incumbent's strength





# DEFEATED INCUMBENTS SINCE 1912




## SHARE OF PRIMARY VOTE

Hoover

Ford

Carter

Bush 41



36.0%

1932



53.3%

1976



51.1%

1980



72.8%

1992

# MODERN GOP INCUMBENT LANDSLIDES

## SHARE OF PRIMARY VOTE


Eisenhower



85.9%

1956


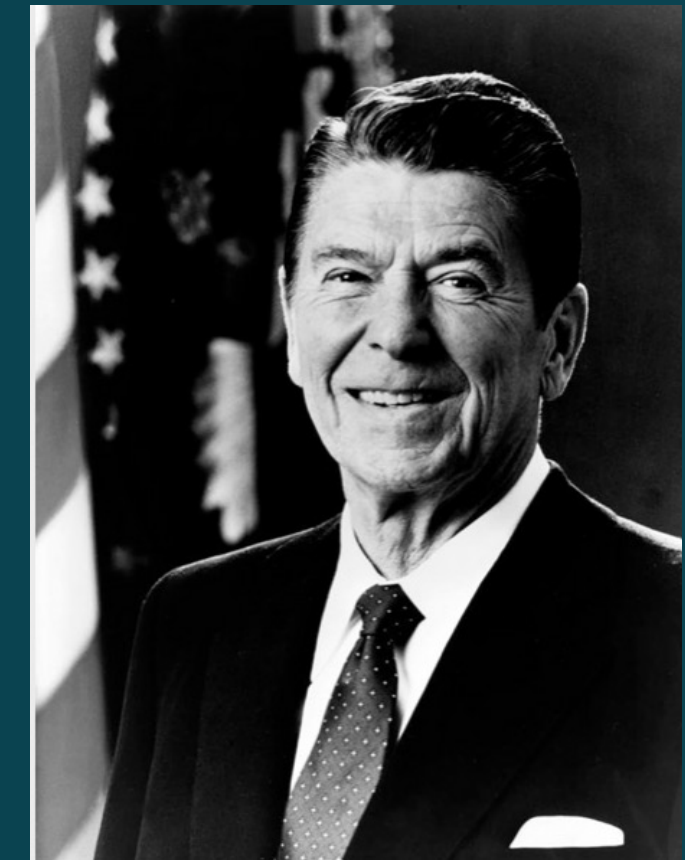
Nixon



86.9%

1972

Reagan



98.9%

1984

# HOW DO YOU EXPLAIN THIS?

# Trump



94.0% - 2020

# IV. INCUMBENT VOTE GAIN (RE-ELECTED SINCE 1892)

Since 1892, no  
incumbent has gained  
votes and lost  
re-election.



15,000,000

10,000,000

5,000,000

0

*Mckinley 1900*

*Wilson  
1912*

*FDR 1936*

*FDR  
1940*

*FDR  
1944*

*Eisenhower 1956*

*Nixon 1972*

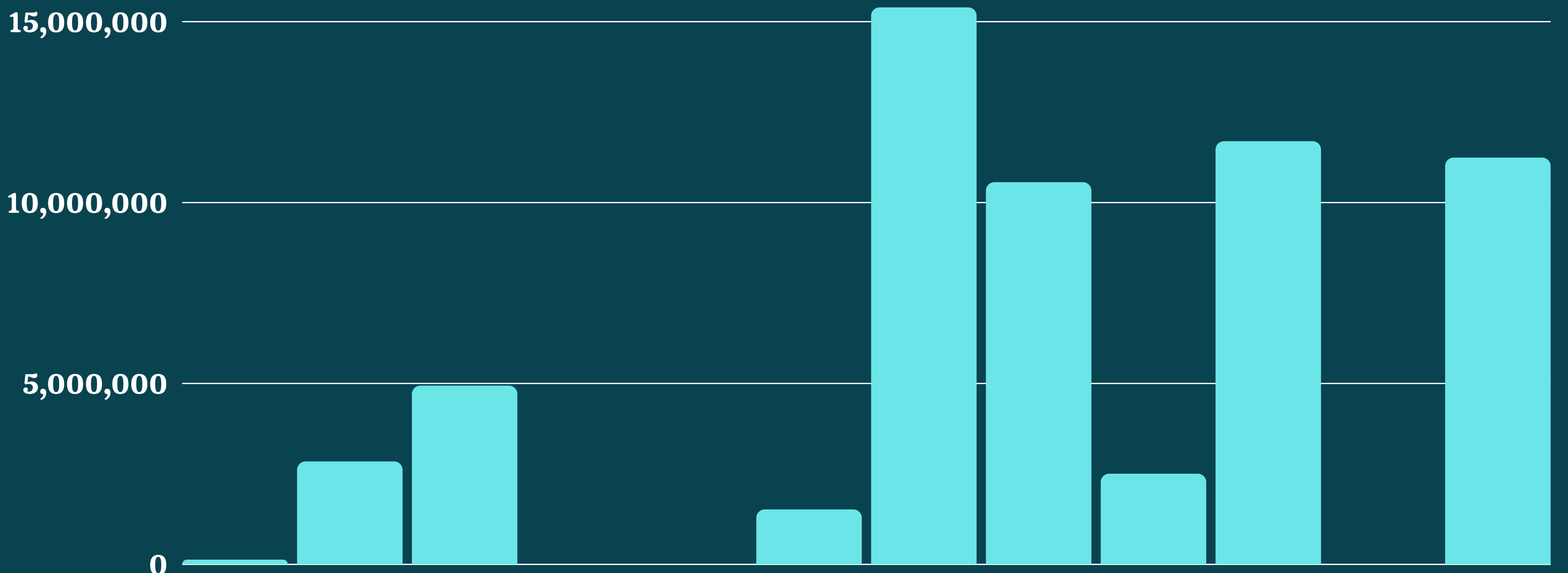
*Reagan 1984*

*Clinton 1996*

*Bush  
2004*

*Obama 2012*

*Trump  
2020*




# VI. U.S. HOUSE ELECTIONS

Landslide elections should also  
upset the balance of the House in  
favor of the new President



# 3 LANDSLIDE EXAMPLES

## Reagan



1980


Popular vote win:

9.7%

GOP net seat gain:

34

## Reagan



1984


Popular vote win:

18.2%

GOP net seat gain:

16

## Obama



2008

Popular vote win:


7.2%

DEM net seat gain:

21

# HOW DO YOU EXPLAIN THIS?

Biden



2020

"Popular vote win:"

4.4%

DEM net seat gain:

-13



Freedom is never more than one generation away from extinction. We didn't pass it to our children in the bloodstream. It must be fought for, protected, and handed on for them to do the same, or one day we will spend our sunset years telling our children and our children's children what it was once like in the United States where men were free.

-Ronald Reagan

*Utah- 2020*

INTEL SUMMARY

# UTAH AT A GLANCE

**Utah**

**18.2% growth  
since 2010**

1,000,000

750,000

500,000

250,000

0

2004

2008

2012

2016

2020

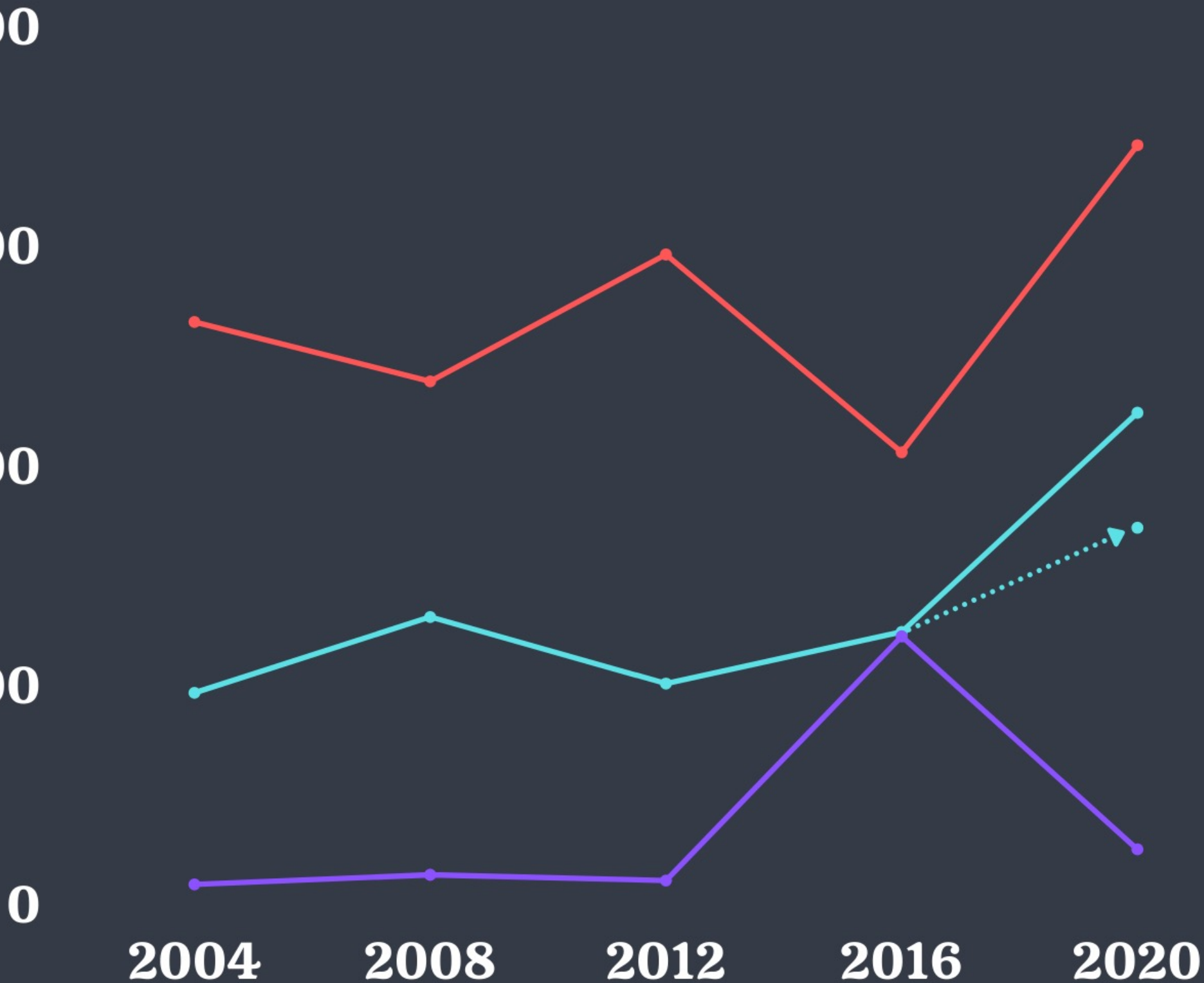
CAPTAIN  
K



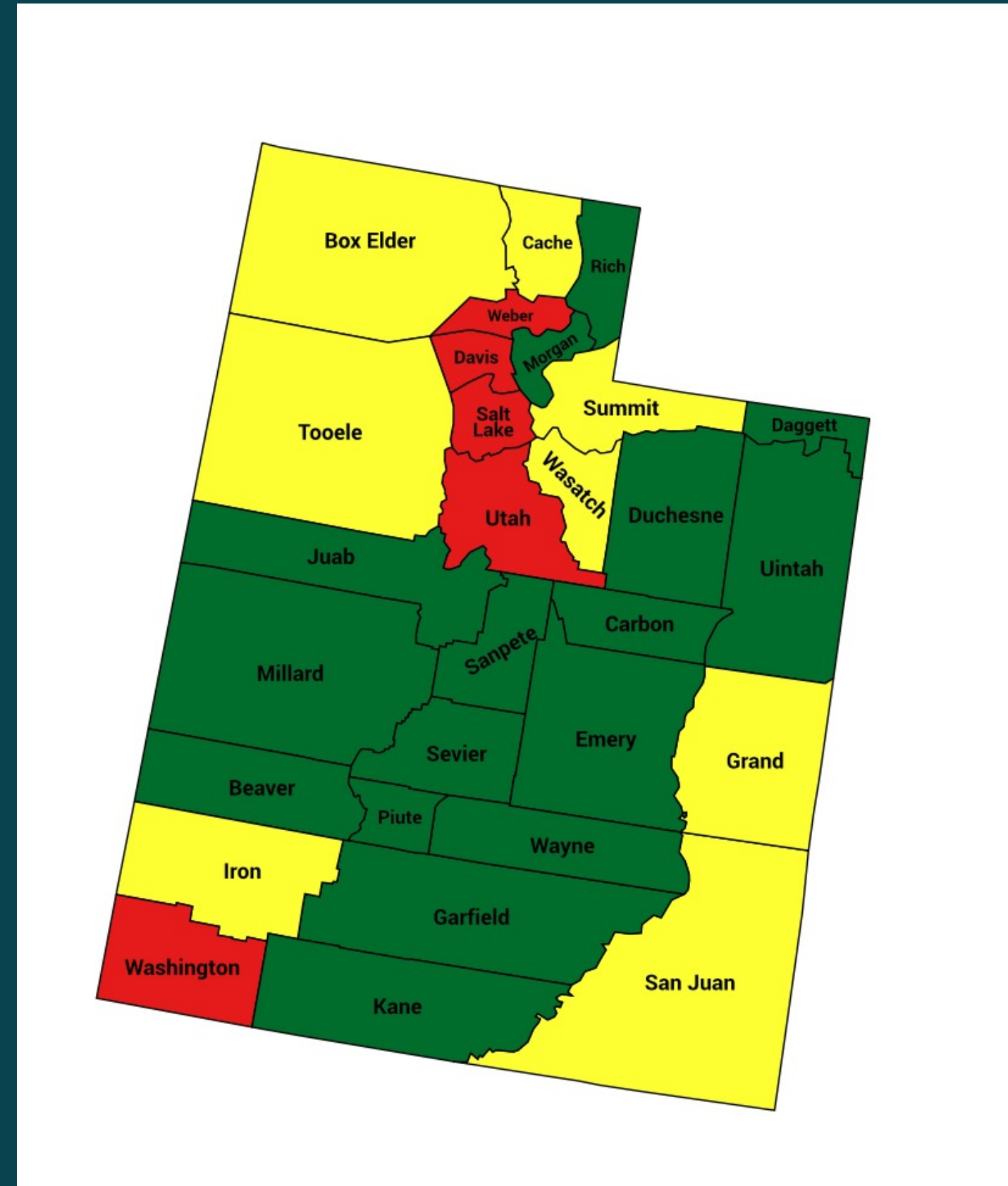
IF NOT YOU, WHO?

*Seth Keshel*

<https://t.me/RealSKeshel>



# UTAH HEAT MAP



# DAVIS COUNTY

**GOP**

**DEM**

**OTHER**

'04

86,187

20,893

2,188

# DAVIS COUNTY

**GOP**

**DEM**

**OTHER**

'08	77,341 	30,477 	3,084 
'04	86,187	20,893	2,188

# DAVIS COUNTY

**GOP**

**DEM**

**OTHER**

'12	96,861 ▲	21,889 ▼	2,319 ▼
'08	77,341 ▼	30,477 ▲	3,084 ▲
'04	86,187	20,893	2,188

# DAVIS COUNTY

**GOP**

**DEM**

**OTHER**

'16	62,219 ▼	28,776 ▲	49,293 ▲
'12	96,861 ▲	21,889 ▼	2,319 ▼
'08	77,341 ▼	30,477 ▲	3,084 ▲
'04	86,187	20,893	2,188



# DAVIS COUNTY

**GOP**


**DEM**

**OTHER**

'20	104,135 ▲	????	11,888 ▼
'16	62,219 ▼	28,776 ▲	49,293 ▲
'12	96,861 ▲	21,889 ▼	2,319 ▼
'08	77,341 ▼	30,477 ▲	3,084 ▲
'04	86,187	20,893	2,188

# DAVIS COUNTY

Joe Biden



57,411

# UTAH COUNTY

**GOP**

**DEM**

**OTHER**

'04

128,269

17,357

3,547

# UTAH COUNTY

**GOP**

**DEM**

**OTHER**

'08	122,224 ▼	29,567 ▲	5,488 ▲
'04	128,269	17,357	3,547

# UTAH COUNTY

**GOP**

**DEM**

**OTHER**

'12	156,950 ▲	17,281 ▼	3,482 ▼
'08	122,224 ▼	29,567 ▲	5,488 ▲
'04	128,269	17,357	3,547

# UTAH COUNTY

**GOP**

**DEM**

**OTHER**

'16	89,288 ▲	28,522 ▲	72,938 ▲
'12	156,950 ▲	17,281 ▼	3,482 ▼
'08	122,224 ▼	29,567 ▲	5,488 ▲
'04	128,269	17,357	3,547

# UTAH COUNTY

**GOP**


**DEM**

**OTHER**

'20	192,812 ▲	????	20,256 ▼
'16	89,288 ▲	28,522 ▲	72,938 ▲
'12	156,950 ▲	17,281 ▼	3,482 ▼
'08	122,224 ▼	29,567 ▲	5,488 ▲
'04	128,269	17,357	3,547

# UTAH COUNTY

Joe Biden



76,033



# SALT LAKE COUNTY

**GOP**

**DEM**

**OTHER**

'04

215,728

135,949

10,461

# SALT LAKE COUNTY

**GOP**

**DEM**

**OTHER**

'08	176,692 ▼	176,988 ▲	13,764 ▲
'04	215,728	135,949	10,461

# SALT LAKE COUNTY

**GOP**

**DEM**

**OTHER**

'12	223,811 ▲	146,147 ▼	14,216 ▲
'08	176,692 ▼	176,988 ▲	13,764 ▲
'04	215,728	135,949	10,461

# SALT LAKE COUNTY

**GOP**

**DEM**

**OTHER**

'16	138,043 ▼	175,863 ▲	109,837 ▲
'12	223,811 ▲	146,147 ▲	14,216 ▲
'08	176,692 ▼	176,988 ▲	13,764 ▲
'04	215,728	135,949	10,461

# SALT LAKE COUNTY

**GOP**


**DEM**

**OTHER**

'20	230,174 ▲	????	26,501 ▼
'16	138,043 ▼	175,863 ▲	109,837 ▲
'12	223,811 ▲	146,147 ▼	14,216 ▲
'08	176,692 ▼	176,988 ▲	13,764 ▲
'04	215,728	135,949	10,461

# SALT LAKE COUNTY

Joe Biden



289,906

# 131,000 Action Items

## “IF NOT YOU, WHO?”

1) THERE IS ONLY ONE ISSUE

2) REPLACE THE ROMNEY GOP

3) NOT WHO TO PRIMARY – WHO TO KEEP